



Raffles City Singapore

Full Year 2015 Financial Results

20 January 2016



Important Notice

Raffles City Singapore is jointly owned by CapitaLand Commercial Trust (CCT) and CapitaLand Mall Trust (CMT) through RCS Trust, and jointly managed by CapitaLand Commercial Trust Management Limited (CCTML) and CapitaLand Mall Trust Management Limited (CMTML). CCT has 60.0% interest and CMT has 40.0% interest in RCS Trust. This presentation shall be read in conjunction with the respective 2015 Full Year Unaudited Financial Statement Announcements released for CCT and CMT.

This presentation may contain forward-looking statements. These forward-looking statements involve known and unknown risks, uncertainties and other factors that may cause the actual results, performance or achievements to be materially different from any future results, performance or achievements expressed or implied by the forward-looking statements. Forward-looking statements involve inherent risks and uncertainties. A number of factors could cause the actual results or outcomes to differ materially from those expressed in any forward-looking statement. Representative examples of these factors include (without limitation) general industry and economic conditions, interest rate trends, cost of capital and capital availability, competition from other developments or companies, shifts in expected levels of occupancy rate, property rental income, charge out collections, changes in operating expenses (including employee wages, benefits and training costs), governmental and public policy changes and the continued availability of financing in the amounts and the terms necessary to support future business. You are cautioned not to place undue reliance on these forward-looking statements, which are based on the current view of management on future events.

This presentation is for information only. No representation or warranty expressed or implied is made as to, and no reliance should be placed on, the fairness, accuracy, completeness or correctness of the information or opinions contained in this presentation. Neither CCTML or CMTML or any of their affiliates, advisers or representatives shall have any liability whatsoever (in negligence or otherwise) for any loss howsoever arising, whether directly or indirectly, from any use, reliance or distribution of this presentation or its contents or otherwise arising in connection with this presentation.

This presentation also does not constitute an invitation or offer to acquire, purchase or subscribe for units in CCT and/or CMT.



Performance of RCS Trust – FY 2015

	CCT's 60% Interest				RCS Trust 100%
	FY 2015 S\$'000	FY 2014 S\$'000	Variance		FY 2015 S\$'000
			S\$'000	%	
Gross Revenue	140,613	139,496	1,117	0.8	234,355
- Office	22,841	22,806	35	0.2	38,068
- Retail	60,989	60,534	455	0.8	101,648
- Hotel	51,424	51,004	420	0.8	85,707
- Others	5,359	5,152	207	4.0	8,932
Net Property Income	103,883	102,106	1,777	1.7	173,139



RCS Trust – Financial Ratios

	As at 31 December 2015
Net Debt / Total Assets	32.7%

	4Q 2015
Net Operating Profit / CMBS Debt Service ⁽¹⁾	6.18 x
Net Operating Profit / Total Debt Service ⁽²⁾	4.78 x

Notes:

(1) NOP / CMBS debt service – (Net property income less other borrowing cost and trust expenses) / (CMBS interest expense)

(2) NOP / Total debt service – (Net property income less other borrowing cost and trust expenses) / (CMBS and bank loan interest expenses)



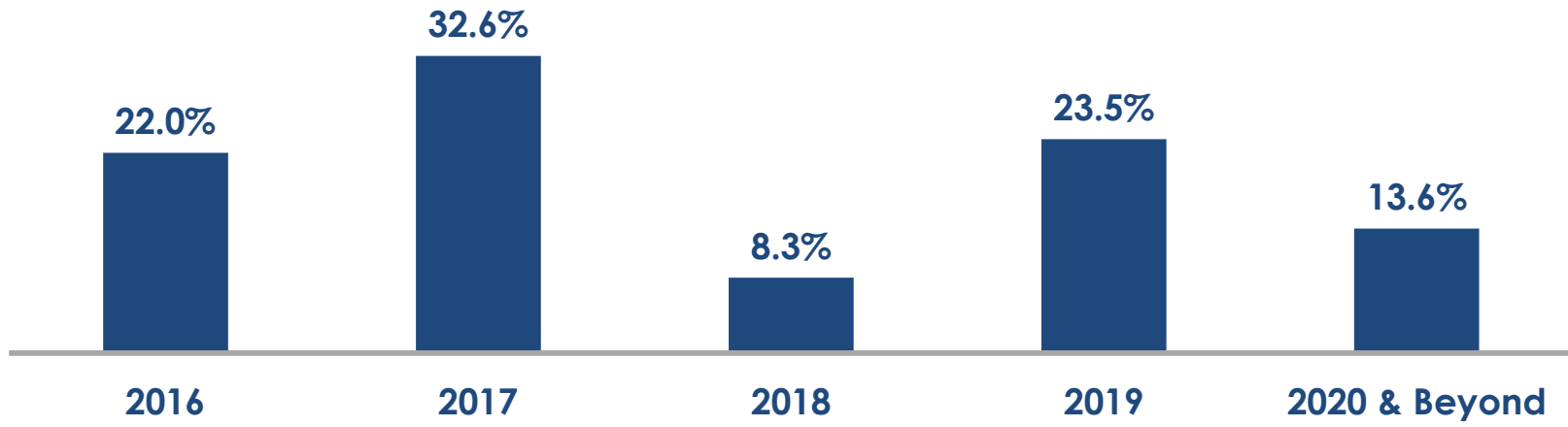
Raffles City Singapore – Summary

Key Details (As at 31 December 2015)	
Gross Floor Area	3,449,727 sq ft (or 320,490 sq m)
Net Lettable Area	Office: 381,267 sq ft (or 35,421 sq m) Retail: 423,442 sq ft (or 39,339 sq m) Total: 804,709 sq ft (or 74,760 sq m)
Number of Tenants	Office: 41 Retail: 227 Hotels & Convention Centre: 1 Total: 269
Number of Hotel Rooms	2,030
Carpark Lots	1,045
Title	Leasehold tenure of 99 years expiring 15 July 2078
Valuation (as at 31 December 2015)	S\$3,136.0 million by CBRE Pte. Ltd.
Committed Occupancy	Office: 98.7% Retail: 99.6% Total: 99.2%
Award	Green Mark (Gold) Award 2013 by Building Construction Authority



Lease Expiry Profile – Raffles City Tower (Office)

Leases up for Renewal as a % of Gross Rental Income as at 31 December 2015

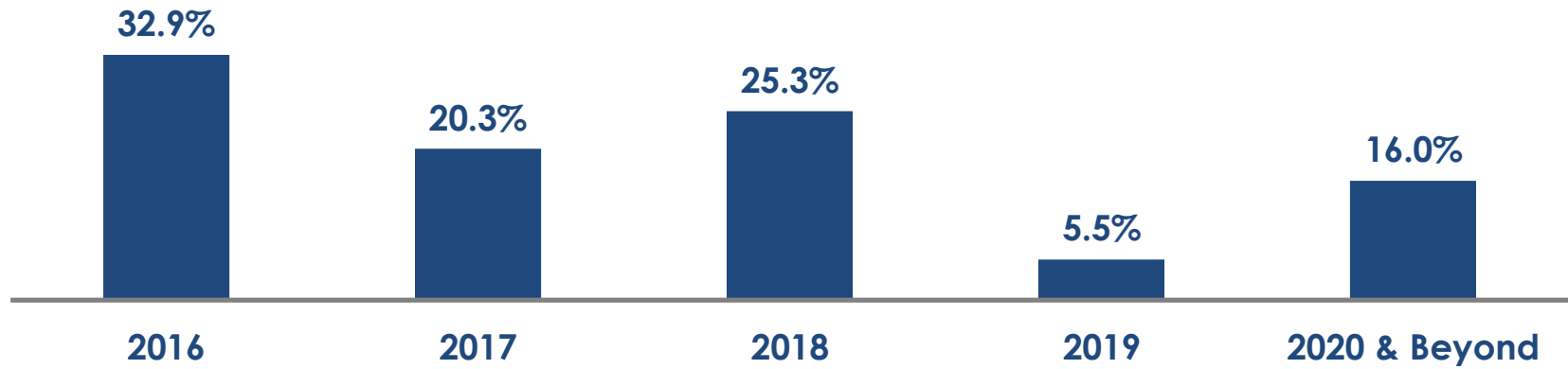


Weighted Average Expiry by Gross Rental Income	2.4 Years
--	-----------



Lease Expiry Profile – Raffles City Shopping Centre

Leases up for Renewal as a % of Gross Rental Income as at 31 December 2015



Weighted Average Expiry by Gross Rental Income | **2.1 Years**



Top 10 Tenants – Raffles City Tower (Office)

Tenant	% of Gross Rental Income ⁽¹⁾
Economic Development Board	24.6
Accenture Pte Ltd	13.4
Philip Securities Pte Ltd	12.1
Total Trading Asia Pte. Ltd.	7.6
AAPC Singapore Pte Ltd	5.1
Raffles International Limited	2.9
Delegation of the European Union to Singapore	2.5
Halcyon Agri Corporation Limited	2.4
Vertex Venture Management Pte. Ltd.	2.4
Farallon Capital Asia Pte. Ltd.	2.2
Top 10 Tenants	75.2
Other Tenants	24.8
TOTAL	100.0

(1) Based on gross rental income of existing tenants as at 31 December 2015.



Top 10 Tenants – Raffles City Shopping Centre

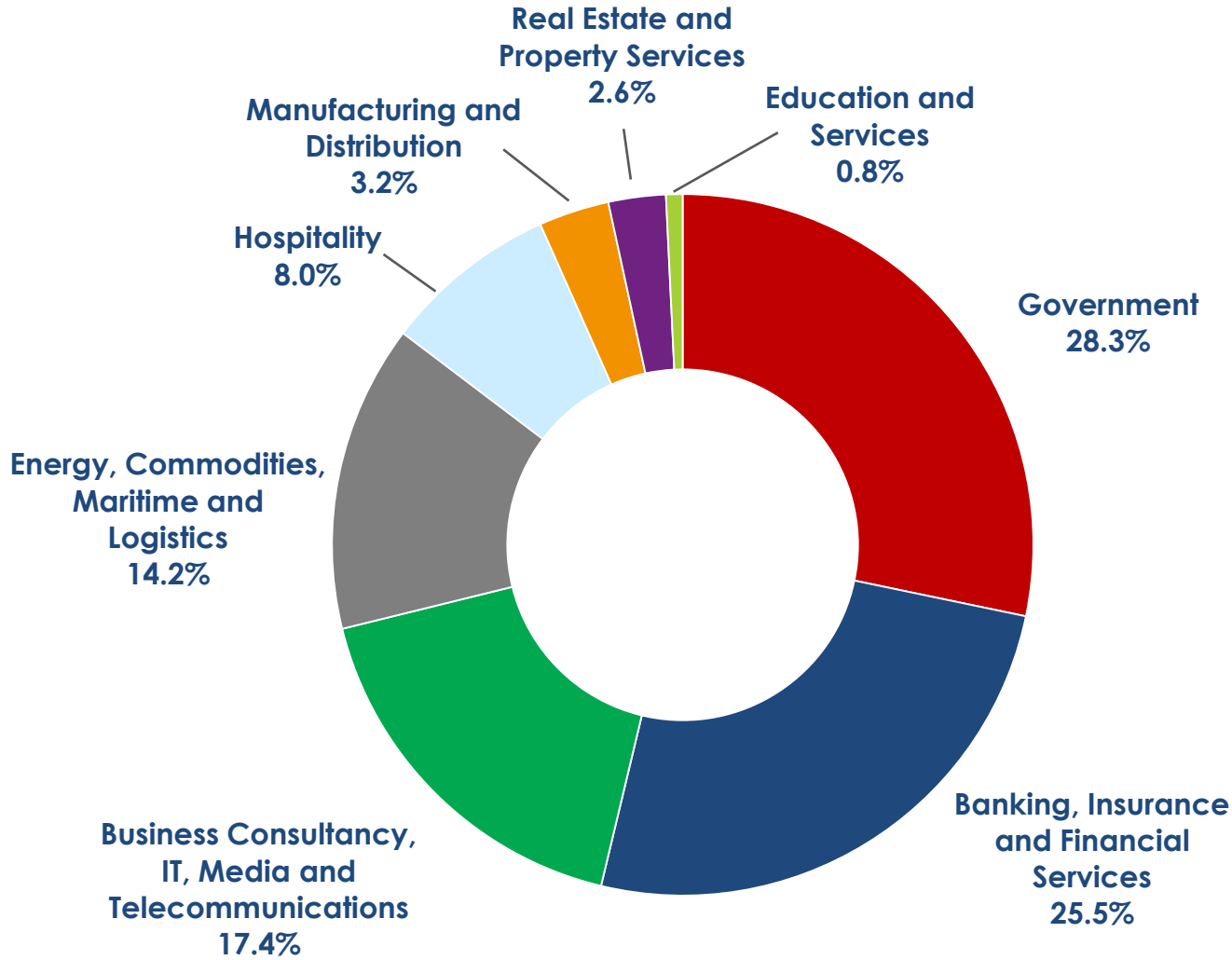
Tenant	% of Gross Rental Income ⁽¹⁾
Robinson & Co. (Singapore) Pte Ltd	14.4
Wing Tai Clothing Pte Ltd	3.4
Minor Food Group PLC	3.0
Auric Pacific Group Limited	2.7
Cold Storage Singapore (1983) Pte Ltd	2.5
Esprit Retail Pte Ltd	2.3
Jay Gee Enterprises (Pte.) Ltd	2.3
Spa Esprit Group Pte Ltd	2.3
Cortina Watch Pte Ltd	2.2
DBS Bank Ltd	1.8
Top 10 Tenants	36.9
Other Tenants	63.1
TOTAL	100.0

(1) Based on gross rental income for the month of December 2015.



Trade Mix – Raffles City Tower (Office)

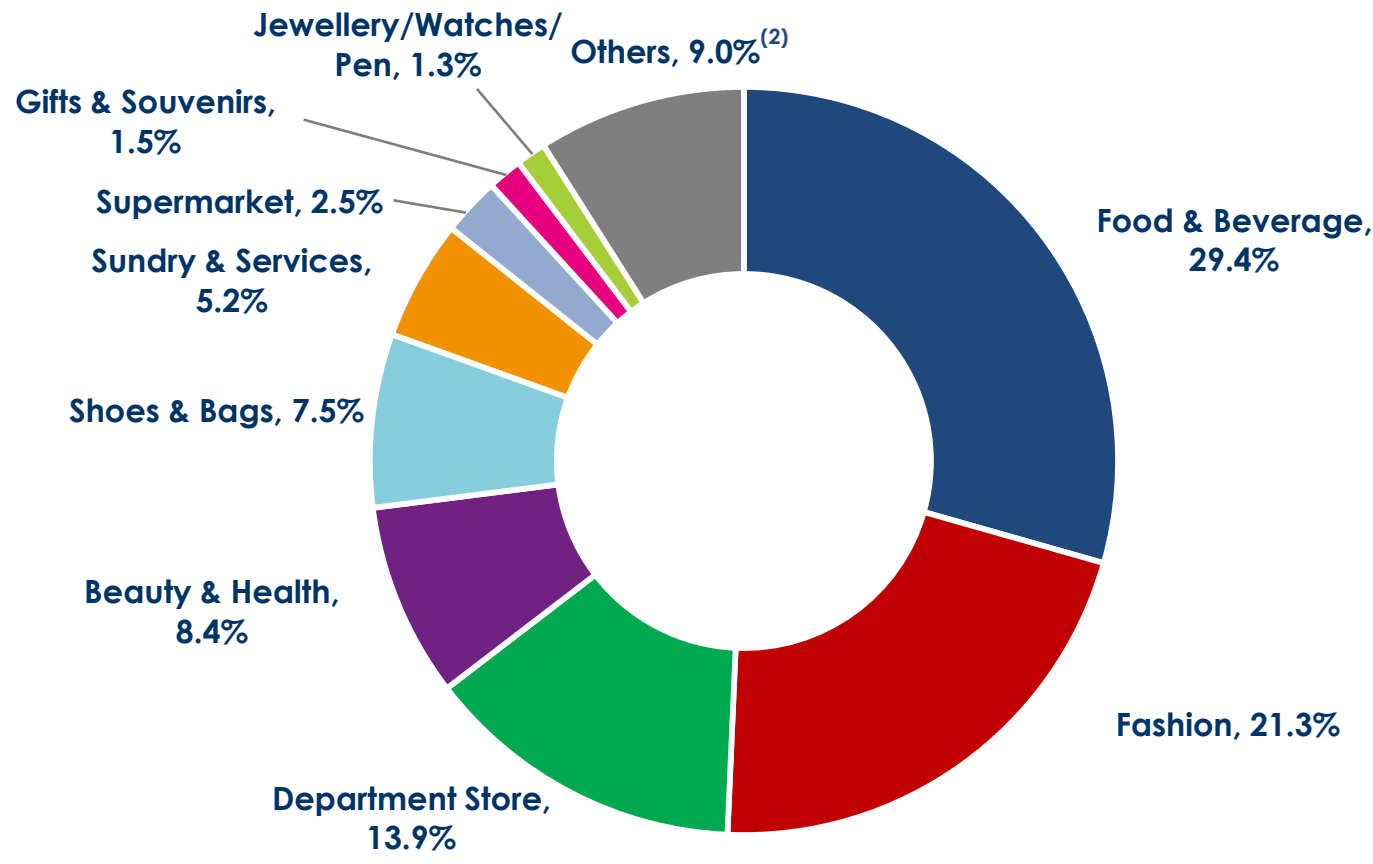
Tenant Business Sector Analysis by Gross Rental Income as at 31 December 2015





Trade Mix – Raffles City Shopping Centre

Tenant Business Sector Analysis by Gross Rental Income for the Month of December 2015⁽¹⁾



(1) Excludes gross turnover rent.

(2) Others include Luxury, Books & Stationery, Sporting Goods & Apparel, Electrical & Electronics, Houseware & Furnishings, Art Gallery, Music & Video, Toys & Hobbies and Information Technology.



Thank You

For enquiries, please contact:

HO Mei Peng

Head, Investor Relations & Communications

Tel : (65)- 6713 3668

Fax : (65)- 6713 2999

Email: ho.meipeng@capitaland.com

<http://www.cct.com.sg>

Audrey TAN

Vice President, Investor Relations

Tel : (65)- 6713 1507

Fax : (65)- 6713 2999

Email: audrey.tan@capitaland.com

<http://www.cmt.com.sg>