



# Raffles City Singapore

## First Half 2016 Financial Results

20 July 2016



# Important Notice

**Raffles City Singapore is jointly owned by CapitaLand Commercial Trust (CCT) and CapitaLand Mall Trust (CMT) through RCS Trust, and jointly managed by CapitaLand Commercial Trust Management Limited (CCTML) and CapitaLand Mall Trust Management Limited (CMTML). CCT has 60.0% interest and CMT has 40.0% interest in RCS Trust. This presentation shall be read in conjunction with the respective 2016 Second Quarter Unaudited Financial Statement Announcements released for CCT and CMT.**

This presentation may contain forward-looking statements. These forward-looking statements involve known and unknown risks, uncertainties and other factors that may cause the actual results, performance or achievements to be materially different from any future results, performance or achievements expressed or implied by the forward-looking statements. Forward-looking statements involve inherent risks and uncertainties. A number of factors could cause the actual results or outcomes to differ materially from those expressed in any forward-looking statement. Representative examples of these factors include (without limitation) general industry and economic conditions, interest rate trends, cost of capital and capital availability, competition from other developments or companies, shifts in expected levels of occupancy rate, property rental income, charge out collections, changes in operating expenses (including employee wages, benefits and training costs), governmental and public policy changes and the continued availability of financing in the amounts and the terms necessary to support future business. You are cautioned not to place undue reliance on these forward-looking statements, which are based on the current view of management on future events.

This presentation is for information only. No representation or warranty expressed or implied is made as to, and no reliance should be placed on, the fairness, accuracy, completeness or correctness of the information or opinions contained in this presentation. Neither CCTML or CMTML or any of their affiliates, advisers or representatives shall have any liability whatsoever (in negligence or otherwise) for any loss howsoever arising, whether directly or indirectly, from any use, reliance or distribution of this presentation or its contents or otherwise arising in connection with this presentation.

This presentation also does not constitute an invitation or offer to acquire, purchase or subscribe for units in CCT and/or CMT.



# Performance of RCS Trust – 1H 2016

	RCS Trust's 100% Interest			
	1H 2016 S\$'000	1H 2015 S\$'000	Variance	
			S\$'000	%
Gross Revenue	118,048	118,199	(151)	(0.1)
Net Property Income	89,291	87,291	2,000	2.3



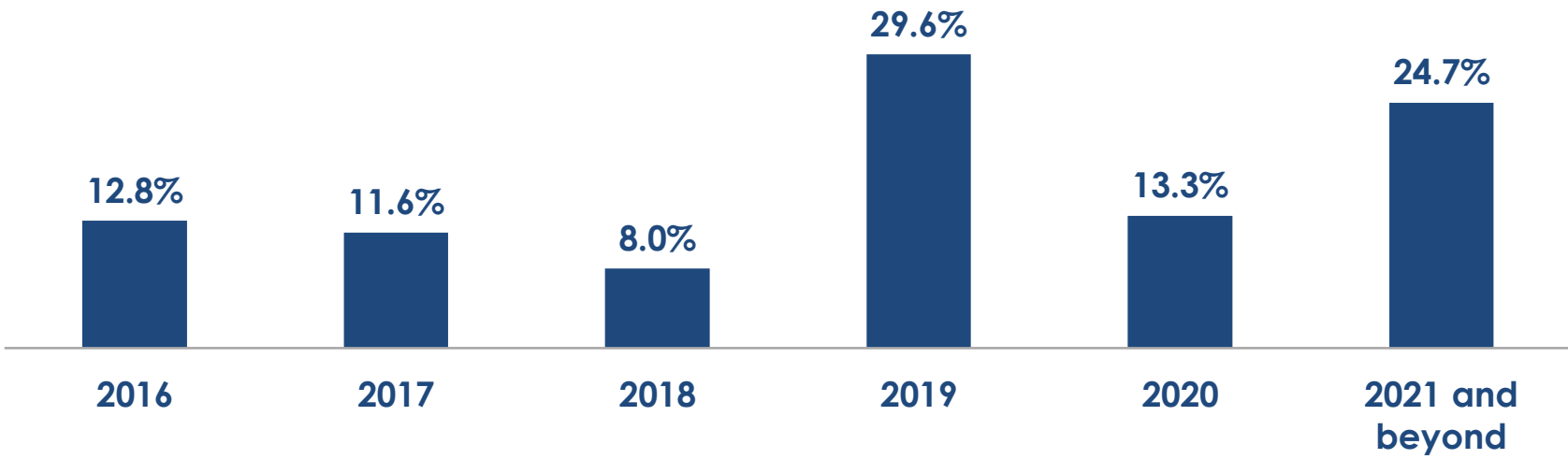
# Raffles City Singapore – Summary

Key Details (As at 30 June 2016)	
Gross Floor Area	3,449,727 sq ft (or 320,490 sq m)
Net Lettable Area	Office: 381,404 sq ft (or 35,433 sq m) Retail: 423,911 sq ft (or 39,383 sq m) <b>Total: 805,315 sq ft (or 74,816 sq m)</b>
Number of Tenants	Office: 46 Retail: 228 Hotels & Convention Centre: 1 <b>Total: 275</b>
Number of Hotel Rooms	2,030
Carpark Lots	1,045
Title	Leasehold tenure of 99 years expiring 15 July 2078
Valuation (as at 30 June 2016)	S\$3,162.0 million by Knight Frank Pte Ltd and Jones Lang LaSalle Property Consultants Pte Ltd
Committed Occupancy	Office: 97.7% Retail: 99.5% <b>Total: 98.6%</b>
Award	Green Mark (Gold) Award 2013 by Building Construction Authority



# Lease Expiry Profile – Raffles City Tower (Office)

Leases up for Renewal as a % of Gross Rental Income as at 30 June 2016

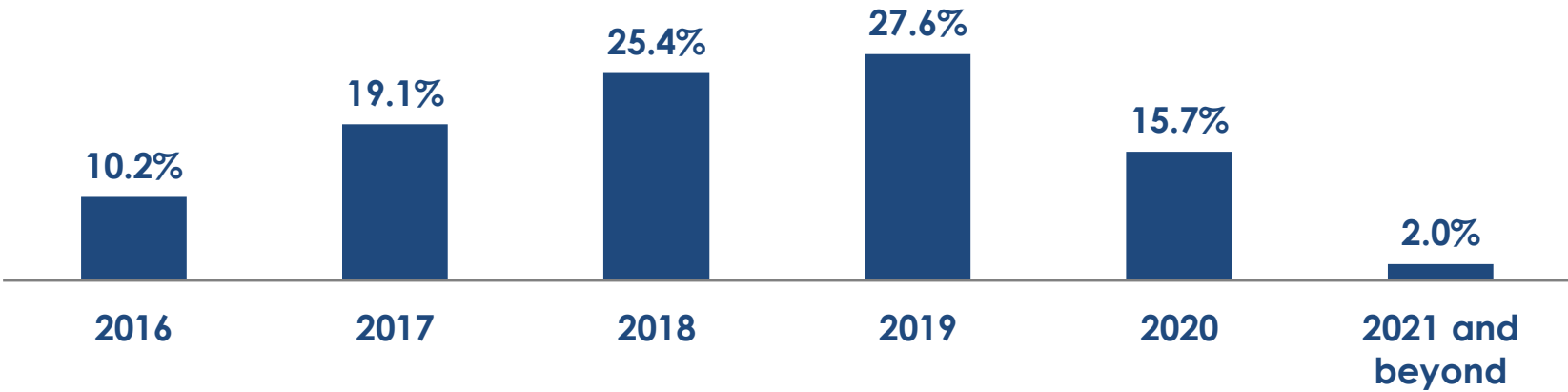


Weighted Average Expiry by Gross Rental Income	2.9 Years
--	-----------



# Lease Expiry Profile – Raffles City Shopping Centre

Leases up for Renewal as a % of Gross Rental Income as at 30 June 2016



**Weighted Average Expiry by Gross Rental Income** | **2.3 Years**





# Top 10 Tenants – Raffles City Tower (Office)

Tenant	% of Gross Rental Income <sup>(1)</sup>
Economic Development Board	24.9
Accenture Pte Ltd	13.5
Philip Securities Pte Ltd	9.9
Total Trading Asia Pte. Ltd.	5.8
AAPC Singapore Pte Ltd	5.2
FRHI Hotels & Resorts (Singapore) Pte. Ltd.	3.2
OSIsoft Asia Pte. Ltd.	2.7
Halcyon Agri Corporation Limited	2.6
Delegation of the European Union	2.6
Vertex Venture Management Pte. Ltd.	2.3
<b>Top 10 Tenants</b>	<b>72.7</b>
Other Tenants	27.3
<b>TOTAL</b>	<b>100.0</b>

(1) Based on gross rental income for the month of June 2016.



# Top 10 Tenants – Raffles City Shopping Centre

Tenant	% of Gross Rental Income <sup>(1)</sup>
Robinson & Co. (Singapore) Pte Ltd	15.0
Wing Tai Clothing Pte Ltd	3.1
Minor Food Group PLC	3.0
Auric Pacific Group Limited	2.7
Cold Storage Singapore (1983) Pte Ltd	2.5
Spa Esprit Group Pte Ltd	2.3
Cortina Watch Pte Ltd	2.2
DBS Bank Ltd	1.8
Jay Gee Enterprises (Pte.) Ltd	1.5
Richemont Luxury (Singapore) Pte. Ltd.	1.4
<b>Top 10 Tenants</b>	<b>35.5</b>
Other Tenants	64.5
<b>TOTAL</b>	<b>100.0</b>

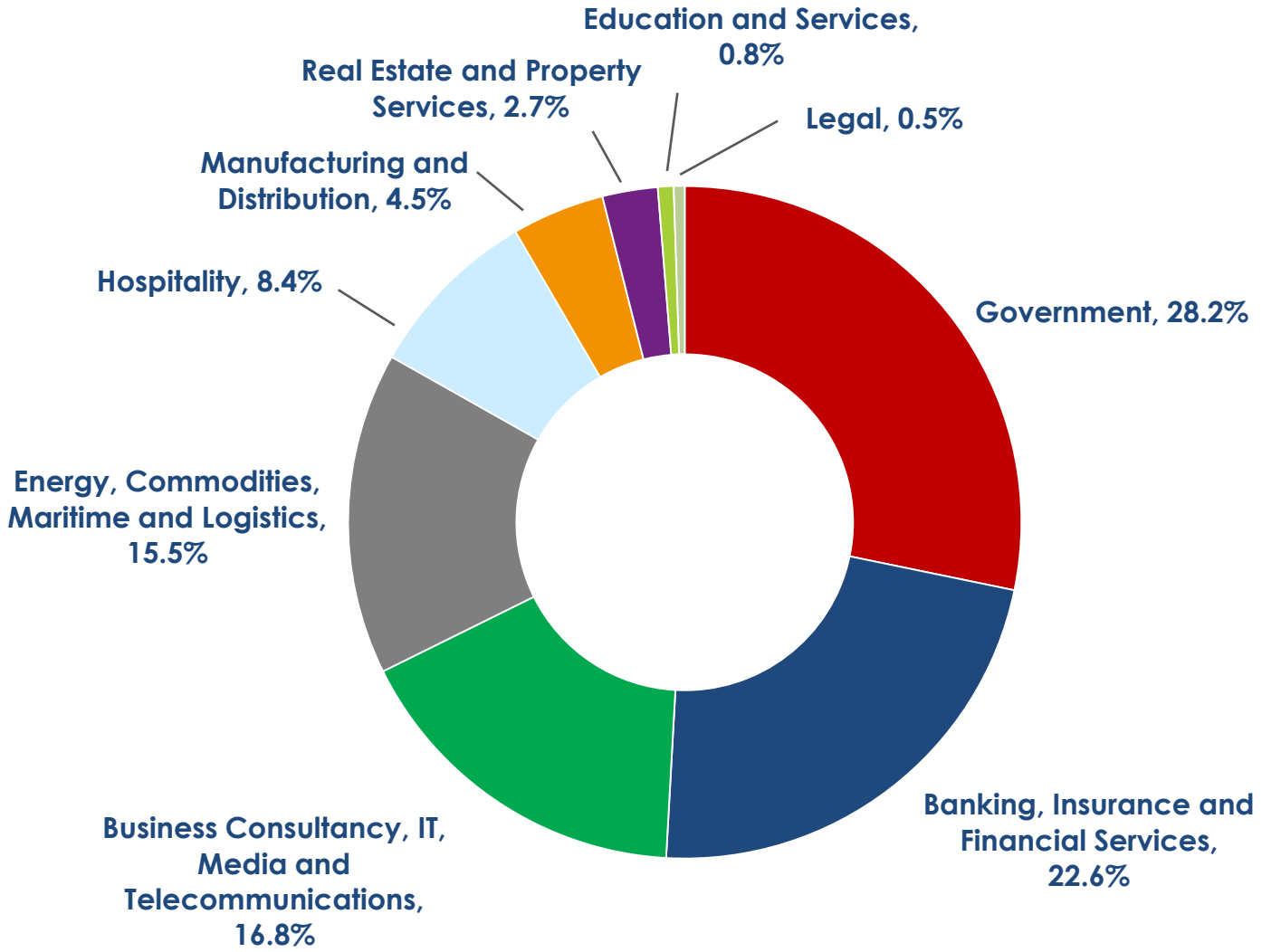
(1) Based on gross rental income for the month of June 2016.





# Trade Mix – Raffles City Tower (Office)

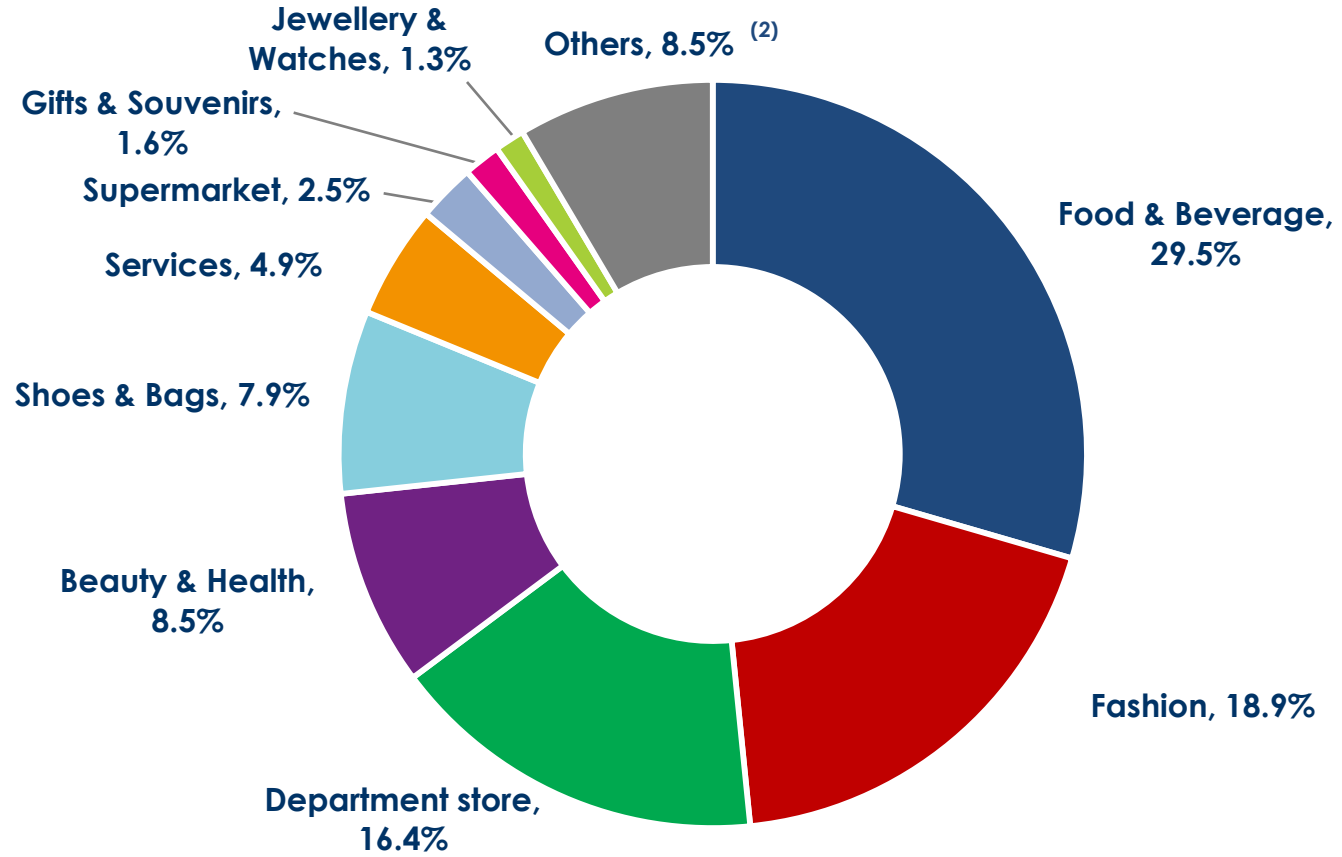
Tenant Business Sector Analysis by Gross Rental Income as at 30 June 2016





# Trade Mix – Raffles City Shopping Centre

Trade Sector Analysis by Gross Rental Income for the Month of June 2016<sup>(1)</sup>



(1) Excludes gross turnover rent.

(2) Others include Luxury, Books & Stationery, Sporting Goods, Electrical & Electronics, Home Furnishing, Art Gallery and Information Technology.



# Thank You

**For enquiries, please contact:**

**HO Mei Peng**

**Head, Investor Relations & Communications**

**Tel : (65)- 6713 3668**

**Fax : (65)- 6713 2999**

**Email: [ho.meipeng@capitaland.com](mailto:ho.meipeng@capitaland.com)**

**<http://www.cct.com.sg>**

**Audrey TAN**

**Vice President, Investor Relations**

**Tel : (65)- 6713 1507**

**Fax : (65)- 6713 2999**

**Email: [audrey.tan@capitaland.com](mailto:audrey.tan@capitaland.com)**

**<http://www.cmt.com.sg>**